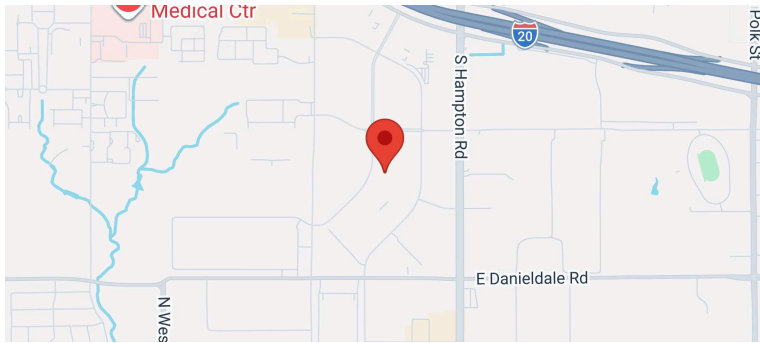


# STONERIDGE BUSINESS PARK

9110 AUTOBAHN DRIVE • DALLAS, TX 75237



## Property Summary

AVAILABLE SF	1,785-18,067 SF
BUILDING SIZE	171,025 SF
YEAR BUILT	1987
MARKET	Dallas

Square Footage / Acres: 171,025 sqft & 10.39 Acres

Year Built: 1987

# of Buildings: 3

Stoneridge Business Park is a light industrial park.

- Located just off of Interstate 20 with immediate access to Interstate 35E, State Highway 67 and Interstate 45
- There is a 3.30/1,000 sqft parking ratio
- Dock-High, Drive-In & Loading doors - Suite Dependent
- Approximate clear height of 18 feet
- HVAC: Central

## For more information, please contact:

### HAYDEN PARKER

LEASING BROKER

P. 972.265.0129

E. HPARKER@HOLTLUNSFORD.COM

### LUKE FLOYD

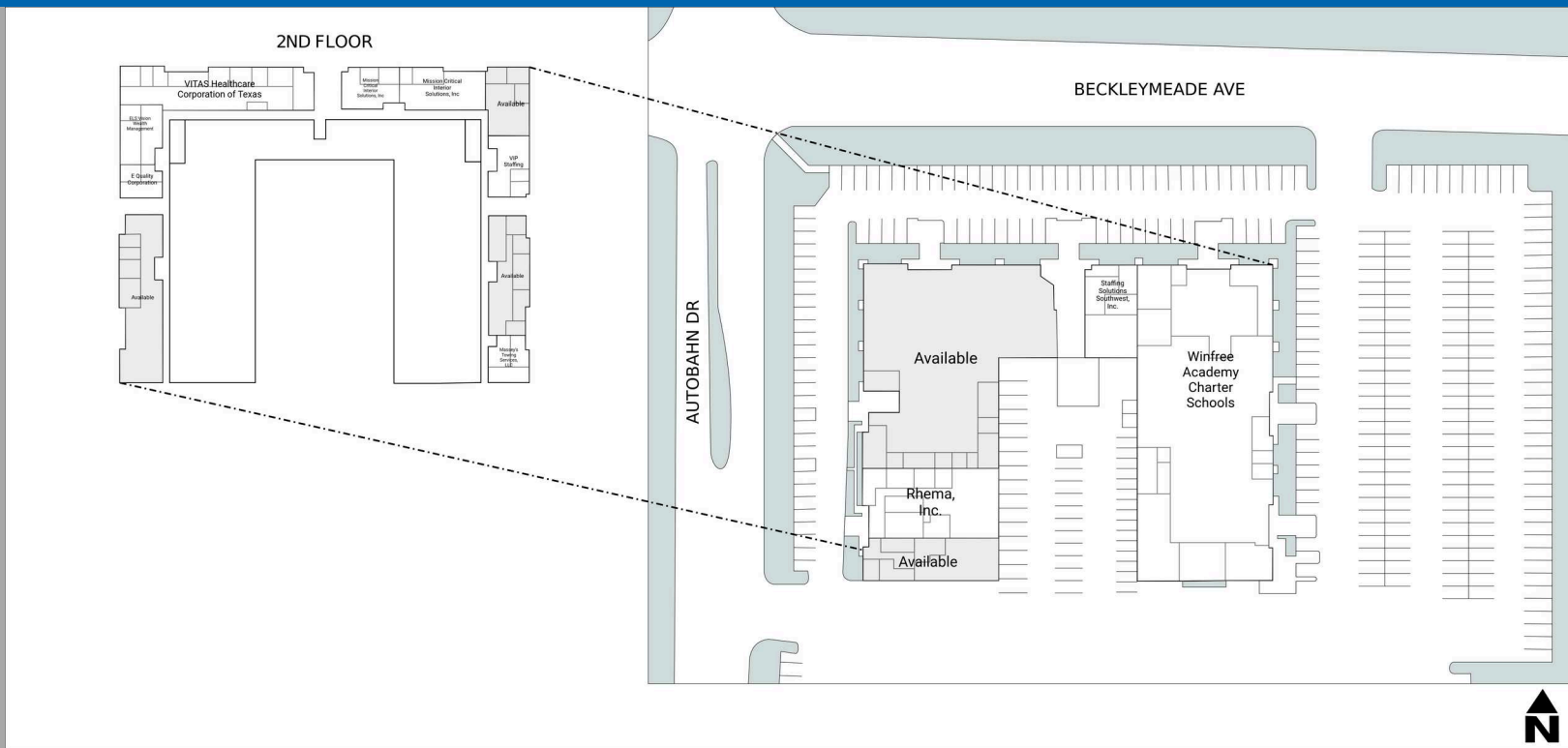
LEASING BROKER

P. 972.585.5109

E. LFLOYD@HOLTLUNSFORD.COM

# STONERIDGE BUSINESS PARK

9110 AUTOBAHN DRIVE • DALLAS, TX 75237



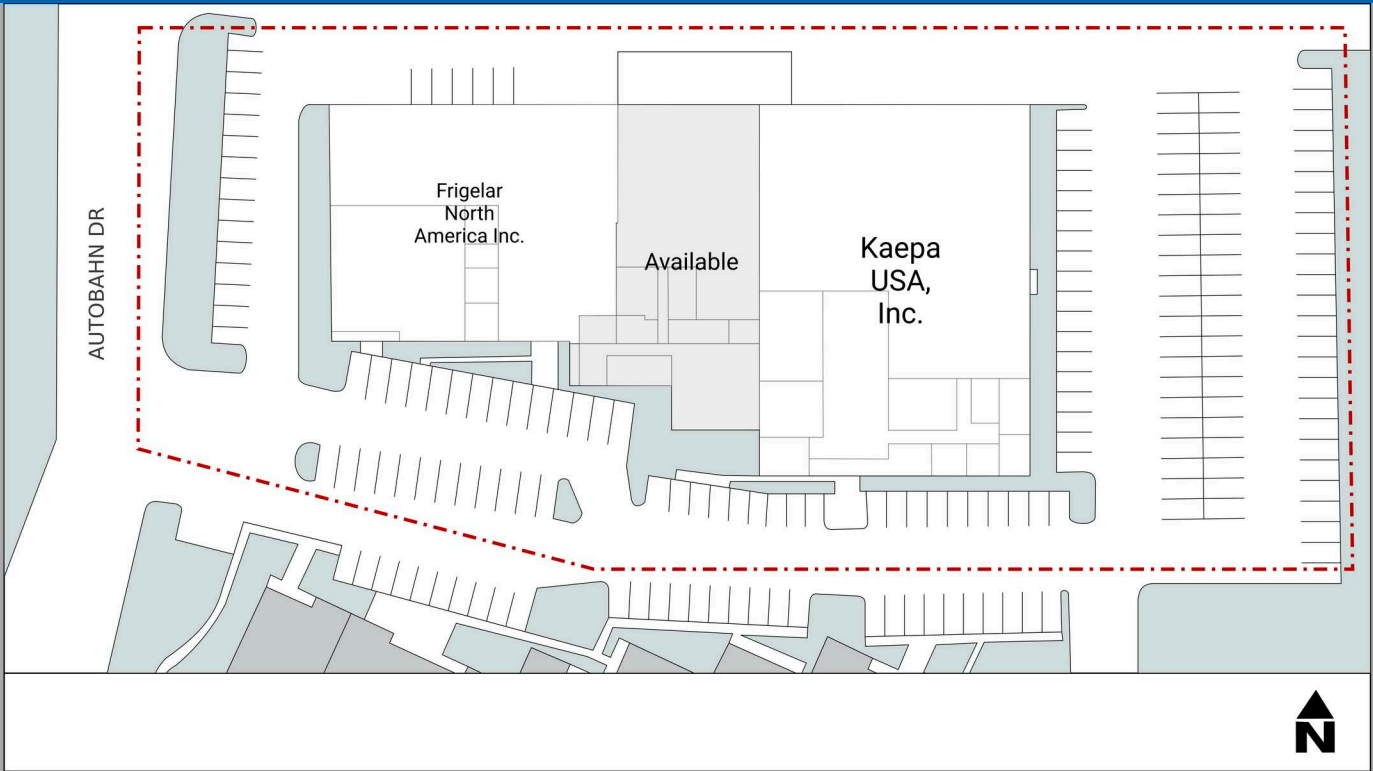
■ AVAILABLE    ■ OCCUPIED

## Current Availabilities

BUILDING	SUITE	TOTAL SIZE
Stoneridge I	100	2,947
Stoneridge I	115	18,067
Stoneridge I	200	4,135
Stoneridge I	240	1,785
Stoneridge I	275	3,013

# STONERIDGE BUSINESS PARK

9110 AUTOBAHN DRIVE • DALLAS, TX 75237



■ AVAILABLE    ■ OCCUPIED

## Current Availabilities

BUILDING	SUITE	TOTAL SIZE
Stoneridge II	400	8,791